



**IG River Cruise**  
The European River Cruise Association

# European River Cruising

Greening measures  
and ecological aspects of river cruises

**Helge H. Grammerstorf**

Director of IG RiverCruise  
Managing Director of SeaConsult HAM GmbH



08.10.2013





# IG River Cruise

The European River Cruise Association

**Members represent  
more than 70%**  
of the European  
River Cruise Industry

### Scope of Activities:

- Nautical + Technical Regulations
- Tax Issues + Administrative Law
- Safety Regulations + Training
- Social Standards
- Sustainability + Environmental Protection



GRC Global River Cruises

Rivertech

SCI Swiss Cruises International

Select Cruise Voyages

De Zeeuw Reederei Management

Rijfers River Cruises BV



Royal Cruises AG



# Cruise Tourism

Ocean  
Cruises

(European)  
River Cruises



Length: Ø 200 m  
Breadth: Ø 26 m  
Capacity (LB): Ø 1.290 passengers

Length: Ø 108 m  
Breadth: Ø 11 m  
Capacity: Ø 143 passengers

Source: SeaConsult Databases

# A Typical River Cruise Vessel

Length:

- 110 m / ~ 130-150 passengers
- 135 m / ~ 160-200 passengers

Air draft: 6,0 m

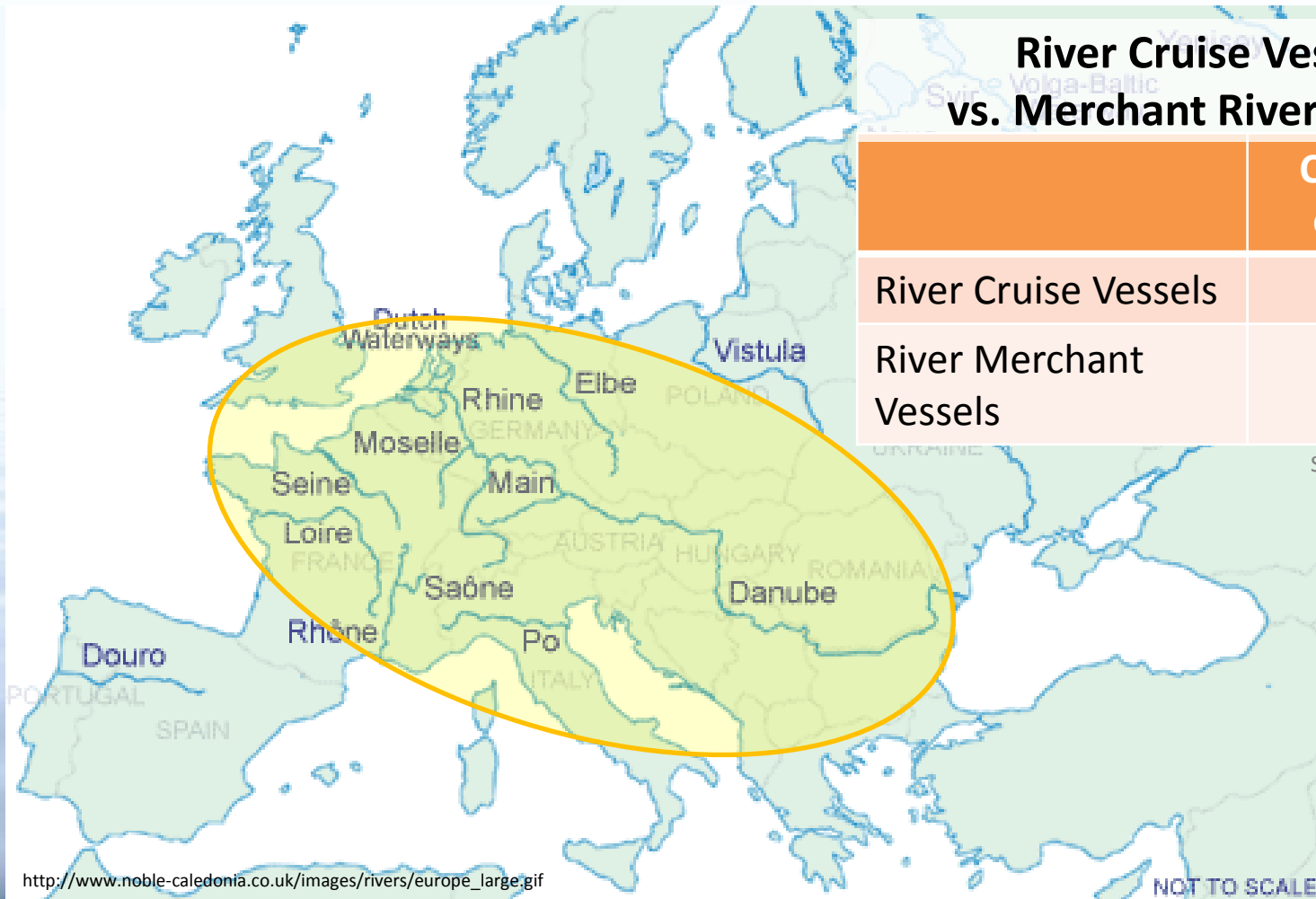


Beam: 11,45 m

Draft: 1,6 m

# Regions of River Cruising

## Important Rivers within Europe



### River Cruise Vessels vs. Merchant River Vessels

	Ca. Number of Vessels
River Cruise Vessels	260
River Merchant Vessels	12.000

Source: IVR (2011), BdB, SeaConsult Databases

## Key Data: European River Cruise Fleet

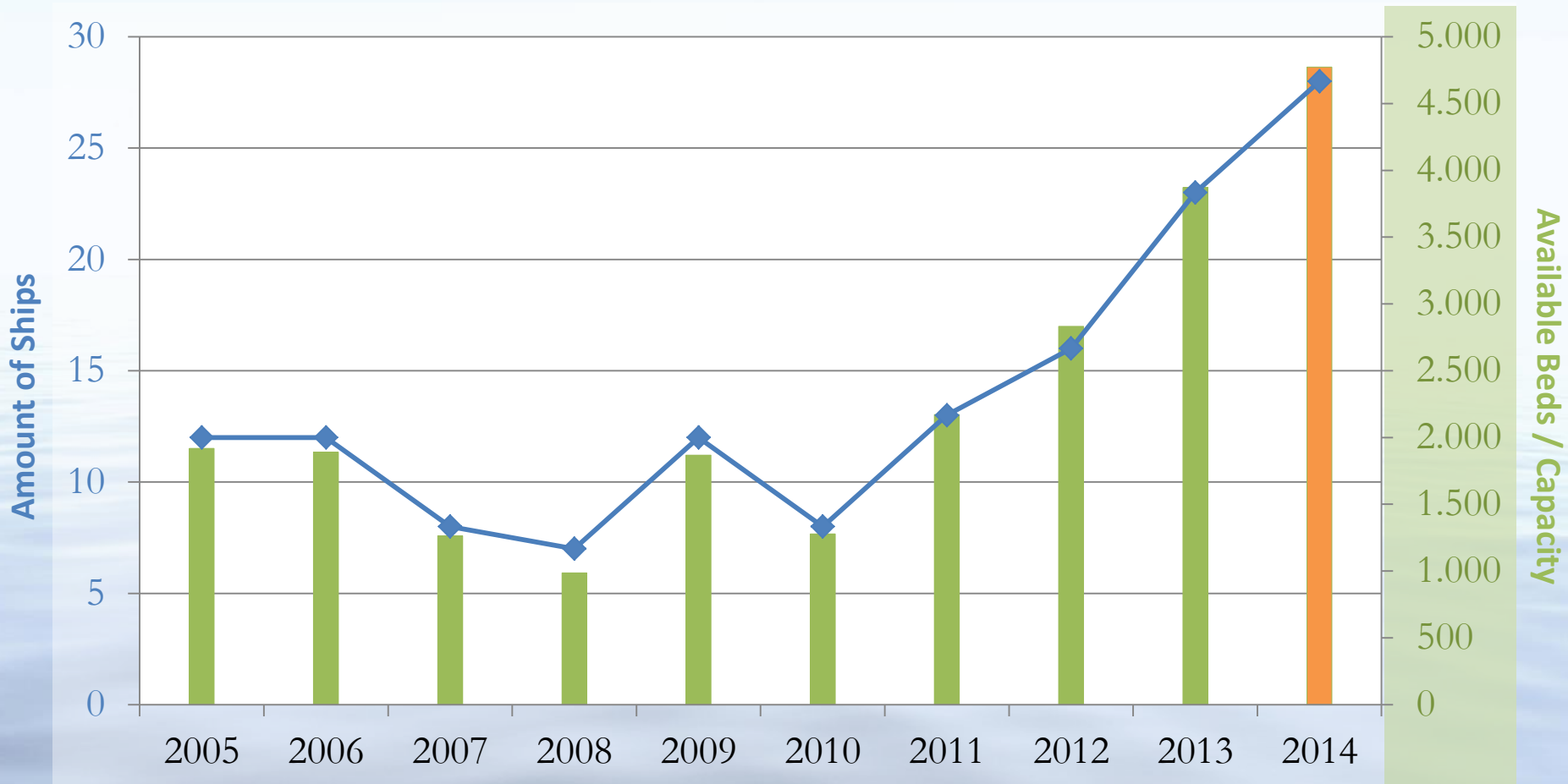
- Ca. 260 River Cruise Vessels
- Data of “the average” river cruise vessel:
  - Passengers: 143 (lower berth)
  - Average age: 17 years
- European Orderbook (2014):
  - Amount of vessels: 28 vessels
  - Average amount of passengers: 170

Source: SeaConsult Databases



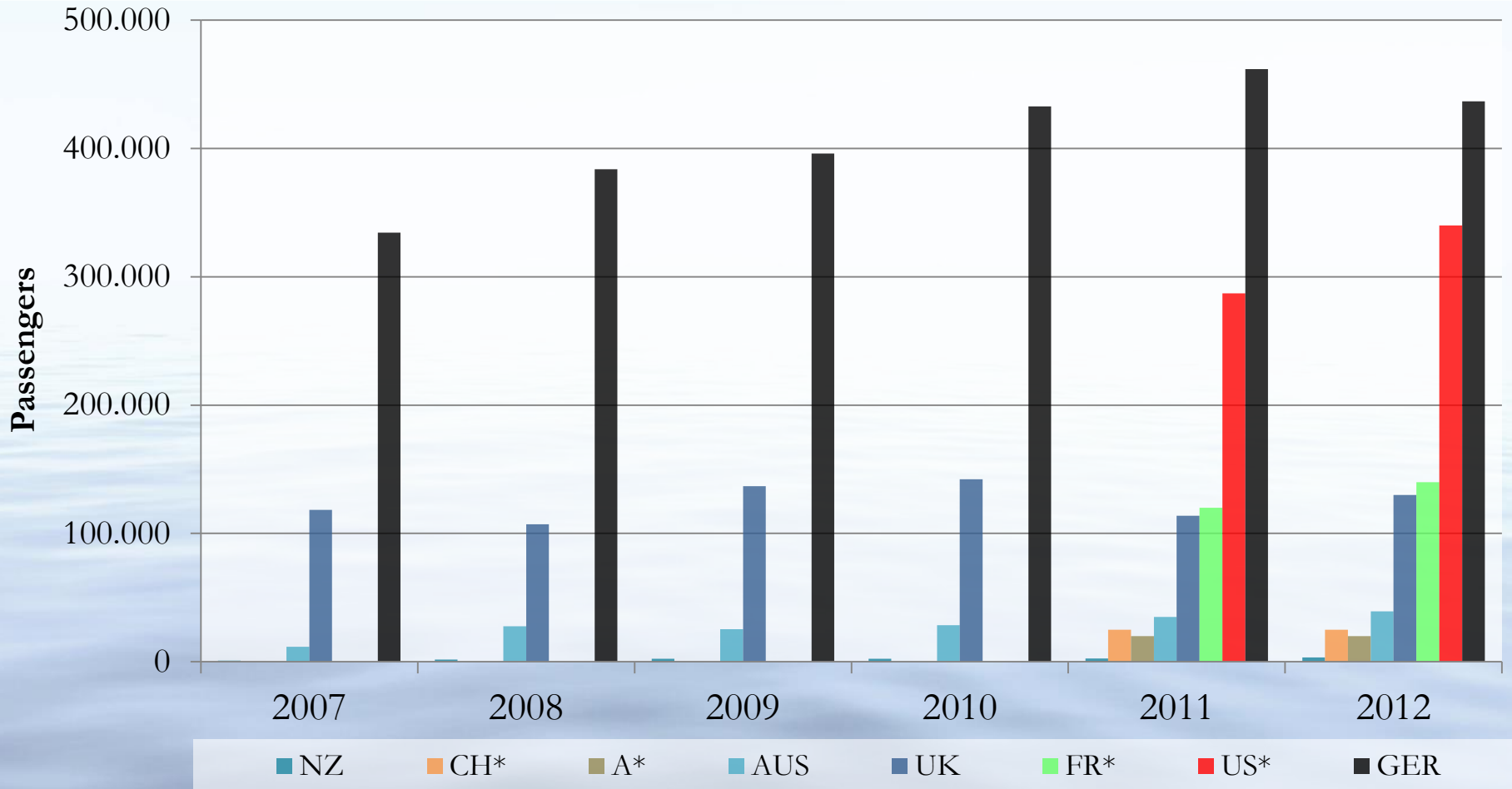
# Orderbook for European Waterways

(per annum; 2005 - 2014)



Source: SeaConsult Databases

## Development of Total International River Cruise Passengers (all river cruise regions worldwide)

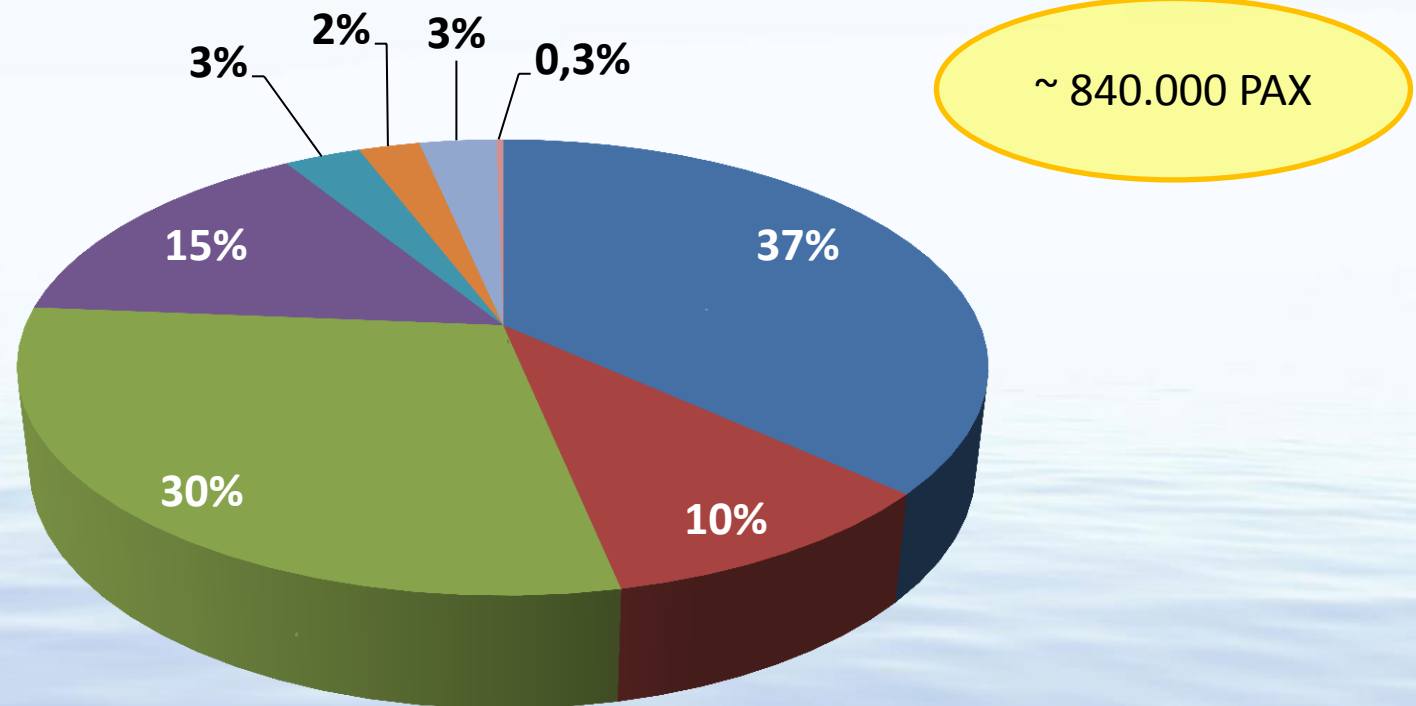


Sources: DRV, PSA, ICCA, Viking River Cruises projections, \*figures estimated



# Source Market Shares on European Rivers 2012

(Estimated)



■ GER ■ UK ■ US\* ■ FR\* ■ CH\* ■ A\* ■ AUS ■ NZ


Sources: ICCA, PSA, DRV, Viking River Cruises, \*figures estimate

# River Cruise Impact on European Economy

- > 12.000 direct jobs onboard
- > 10.000 jobs involved outside vessels
- > € 1,1 bn. newbuilding investment within two years (2013 - 2014)
- Passenger Expenditure (Cruise only & Onboard Revenue) ca. € 1,3 bn.
- Shoreside Expenditure (Shopping, Restaurants, etc.) ca. € 0,5 bn.

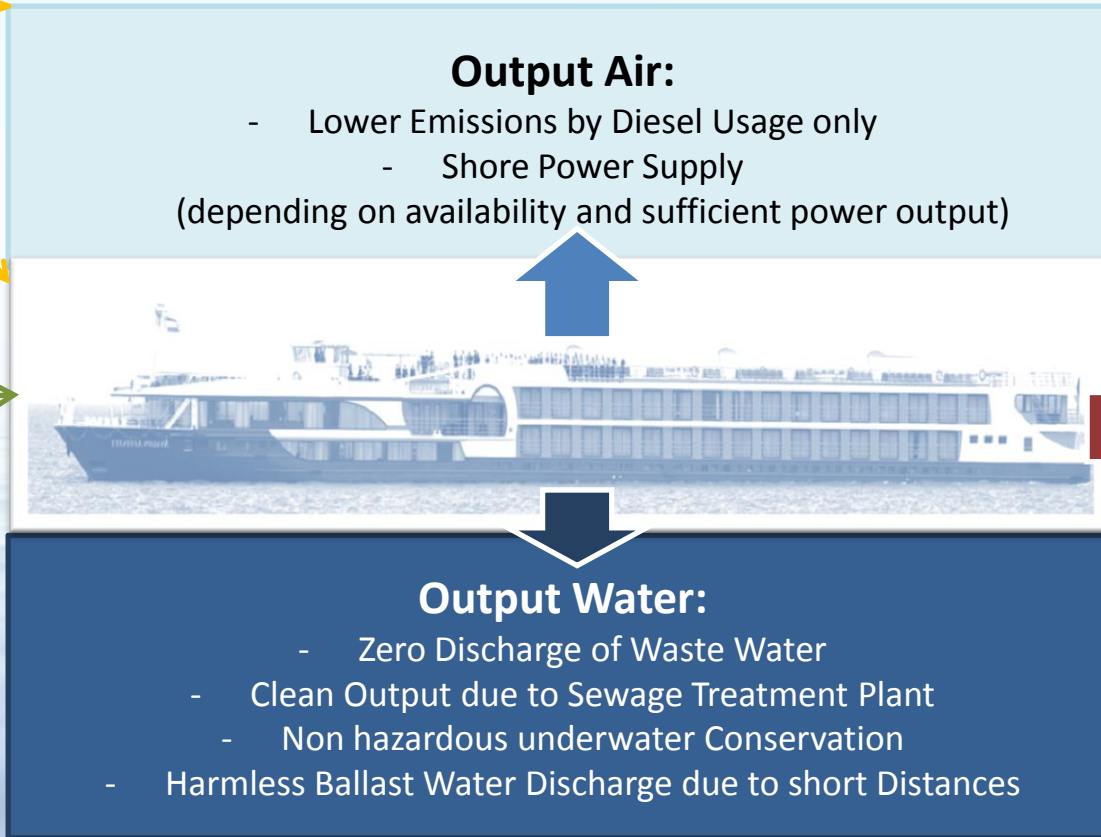
# **GREENING MEASURES AND ECOLOGICAL ASPECTS OF RIVER CRUISES**

# Responsible River Cruising



## Safety:

- Separated Engine Rooms
- Water tight Compartments
- Safe Return to Port



## Output Air:

- Lower Emissions by Diesel Usage only
  - Shore Power Supply
- (depending on availability and sufficient power output)

## Output Land:

- Onboard Waste Treatment Plant
- Usage of Recyclables
- Preparation of Waste for Shore side Handling

## Output Water:

- Zero Discharge of Waste Water
- Clean Output due to Sewage Treatment Plant
- Non hazardous underwater Conservation
- Harmless Ballast Water Discharge due to short Distances

Strictly regulated by international administrations (examples):

Central Commission for the Navigation of the Rhine, Danube Commission and national Governments

# Handling of Air Emissions

## Fuel used (examples)

- Ultra-low-sulfur diesel (ULSD) with a maximum of 10 ppm (10 ppm = 0,001%)
- Gasoil DIN 590

## Option of Shore Power

- Increasing amount of shore power facilities within Europe (ca. 35 facilities in 2011)
  - Problems:
    - Consistent provision of sufficient power still a problem
    - Pier may be part of flood protection area
    - Varying systems for connection do exist
    - Length of cables often not sufficient

# Handling of Waste and Sewage of a Cruise Vessel

## Regular Waste

- Coverage of waste reception possibilities is sufficient
  - Problem: Different cities = varying processes/systems of waste separation

## Toxic Waste (oil, excrements, sludge, ...)

- Disposal only with specialized and commissioned companies (not regularly available)
  - Problems:
    - Only few companies in the market
    - Companies often only located in larger cities

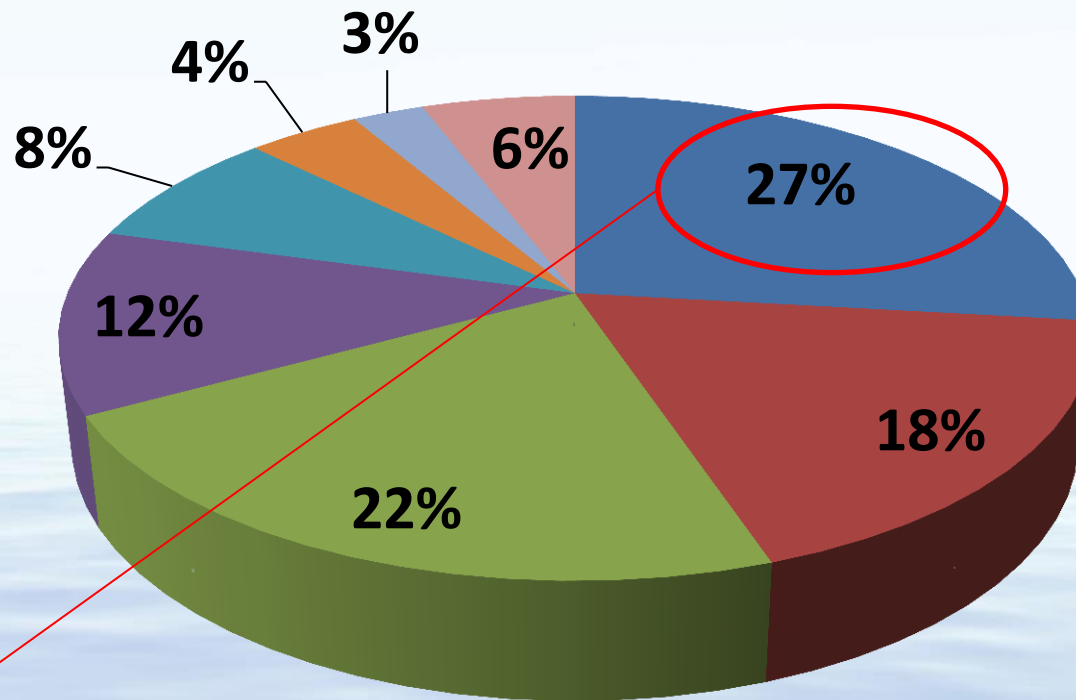
## Sewage

- New vessels are mostly equipped with sewage treatment facilities
- Older vessels usually are not equipped with adequate facilities
  - Problems:
    - Strictness of regulations/policies varies in different regions (countries)
    - Documentation of sewage disposal (often) required



# Age Structure of the European River Cruise Fleet

(according to amount of vessels)



younger than 5 years

5-9 years

10-14 years

15-24 years

25-34 years

35-44 years

45-54 years

older than 54 years

Source: SeaConsult Databases

# Infrastructure Demands of the River Cruise Industry

- Touristic Demands

- Pier / Quay close to city center
- Easy accessibility for busses and taxis



- Operational Demands

- ***Standardized & adequate***
  - Waste Reception Facilities
  - Sewage Handling Facilities
  - Shore-side Power Supply / alternative options
  - Accessibility (e.g. for Disabled passengers or Ship Supply)
  - Fresh water supply
  - Bunker supply







# Disclaimer

The content and works provided within this presentation are governed by the copyright laws of Germany. Duplication, processing, distribution, or any form of commercialization of such material (or even parts) shall require the prior written consent of IG RiverCruise.



# Thank you!



IG RiverCruise  
The European River Cruise Association

IG RiverCruise  
Registered: Basel, Switzerland

[info@igrivercruise.com](mailto:info@igrivercruise.com)  
[www.igrivercruise.com](http://www.igrivercruise.com)

Contact:  
SeaConsult HAM GmbH,  
Hamburg, Germany

[igrivercruise@seaconsult.de](mailto:igrivercruise@seaconsult.de)  
[www.seaconsult.de](http://www.seaconsult.de)